



BP30

CROSS TOOLING COLUMN

- Material: Cast Iron FC300 (JIS) / GG30 (DIN)
- Heat treated (Normalized)
- Alignment bushing: SUJ2(JIS) / 100Cr6(DIN), heat treated
- Threaded Insert: S45C(JIS) / CK45(DIN), heat treated
- MTP hole spacing: 50 ± 0.02
- Application: Horizontal Machining Center.
- Features: Alignment bushing & thread insert at every hole location, easily adapts to standardized jig components.
- Eye bolt & top cover included.

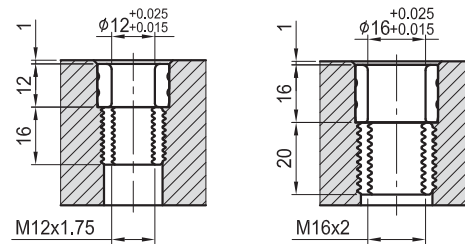
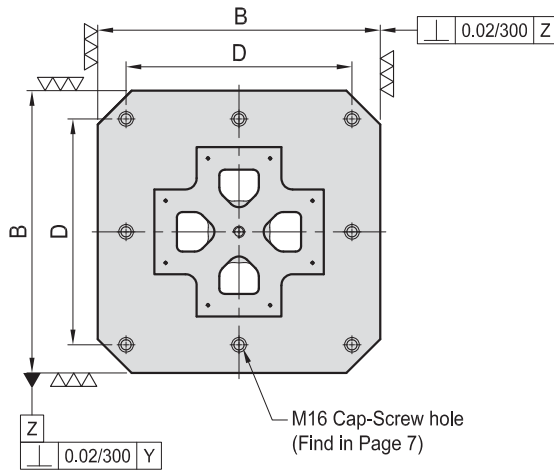
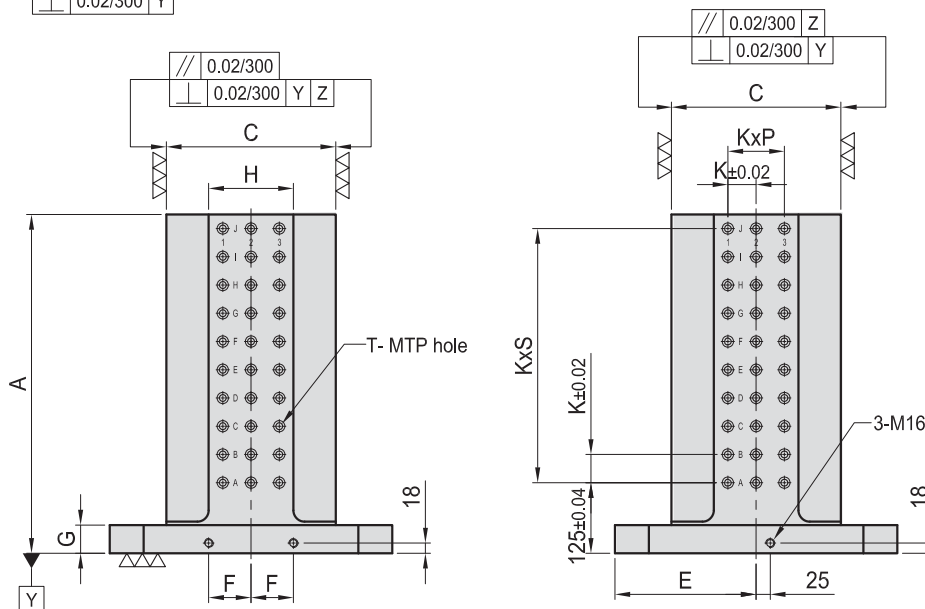


Figure T



MODEL NO.	A	B	C	D	E	F	G	H	K	P	S	T	MTP	Mounting holes	kg	MODEL NO.	A	B	C	D	E	F	G	H	K	P	S	T	MTP	Mounting holes	kg		
BP30-400400-0500-12	500	400	250	320	200	55	50	125	50	1	7	$\emptyset 12$	M12	64	4	152	BP30-400400-0500-16	500	400	250	320	200	55	50	125	50	1	7	$\emptyset 16$	M16	64	4	151
BP30-400400-0650-12	650										10			88		186	BP30-400400-0650-16	650								10			88		184		
BP30-500500-0600-12	600	500	300	400	250	75	50	150	50	2	9	$\emptyset 12$	M12	120	8	250	BP30-500500-0600-16	600	500	300	400	250	75	50	150	50	2	9	$\emptyset 16$	M16	120	8	247
BP30-500500-0750-12	750										12			156		293	BP30-500500-0750-16	750								12			156		290		
BP30-630630-0700-12	700	630	350	500	315	100	50	200	50	3	11	$\emptyset 12$	M12	192	8	368	BP30-630630-0700-16	700	630	350	500	315	100	50	200	50	3	11	$\emptyset 16$	M16	192	8	364
BP30-630630-0850-12	850										14			240		418	BP30-630630-0850-16	850								14			240		413		
BP30-800800-0800-12	800	800	500	640	400	135	50	300	50	5	13	$\emptyset 12$	M12	336	8	640	BP30-800800-0800-16	800	800	500	640	400	135	50	300	50	5	13	$\emptyset 16$	M16	336	8	633
BP30-800800-1000-12	1000										17			432		740	BP30-800800-1000-16	1000								17			432		733		

*Special Design Welcome !

BP

BPA

BC

CP

SU

PT

SVF

ALV

OK-VISE

OTHER

Column for Technical Data