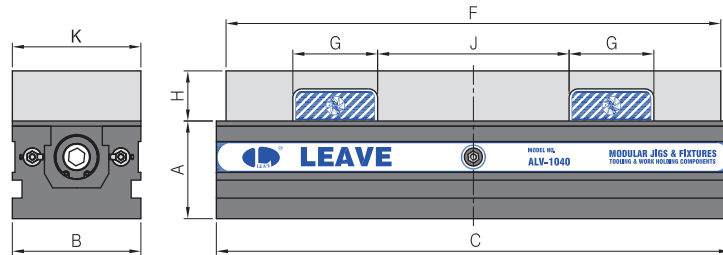



ALV

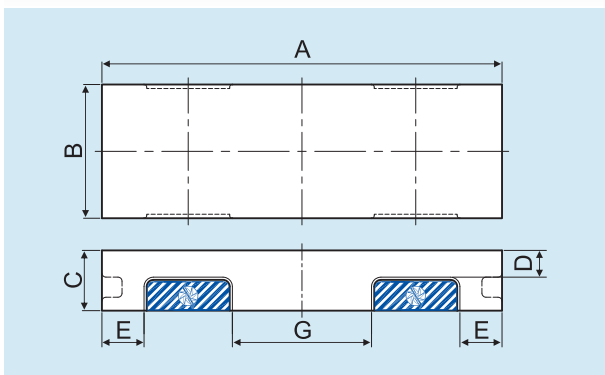
HIGH STRENGTH ALUMINUM LINE UP VISE

- Material: High strength aluminum A7075 (Hard coat surface)
Tool steel (Hardness: over HRC 55°)
- Application: Ideal for aluminum or irregular shaped work pieces.



MODEL NO.	A	B	C	F	G	H	J	K	kg
ALV-0620-0	64	60	200	199	43	21	72.0	60	2.9
ALV-1030-0	76	100	300	299	66	45	104.0	100	9.8
ALV-1030-0H						54		10.6	
ALV-1030-0W						45		11.7	
ALV-1030-0WH						54		12.8	
ALV-1040-0	76	100	400	399	66	45	149.0	100	14.0
ALV-1040-0H						54		14.9	
ALV-1040-0W						45		16.1	
ALV-1040-0WH						54		16.8	
ALV-1550-0	95	150	500	499	89	49	198.5	150	29.5
ALV-1550-0H						59		32.3	
ALV-1550-0W						49		34.1	
ALV-1550-0WH						59		36.3	

Quick Fixture Base



MODEL NO.	A	B	C	D	E	G	kg
ALV-0620-58	199	60	21	3	20.5	72.0	0.75
ALV-1030-58	299	100	45	20	31.5	104.0	3.25
ALV-1030-58H			54	29			4.00
ALV-1030-58W	299	150	45	20	31.5	104.0	5.10
ALV-1030-58WH			54	29			6.20
ALV-1040-58	399	100	45	20	59.0	149.0	4.50
ALV-1040-58H			54	29			5.42
ALV-1040-58W	399	150	45	20	59.0	149.0	6.63
ALV-1040-58WH			54	29			7.30
ALV-1550-58	499	150	49	19	61.3	198.5	10.20
ALV-1550-58H			59	29			11.80
ALV-1550-58W	499	200	49	19	61.3	198.5	13.60
ALV-1550-58WH			59	29			15.80