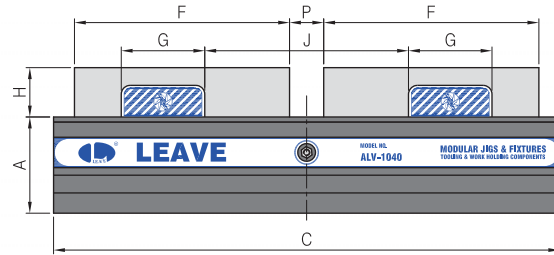
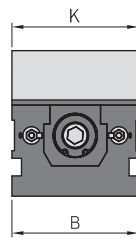


ALV

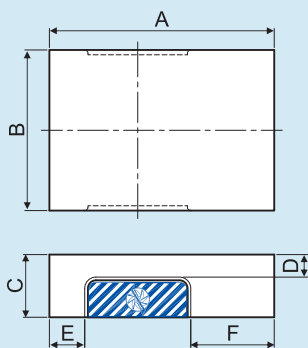
HIGH STRENGTH ALUMINUM LINE UP VISE

- Material: High strength aluminum A7075 (Hard coat surface)
Tool steel (Hardness: over HRC 55°)
- Application: Ideal for aluminum or irregular shaped work pieces.



MODEL NO.	A	B	C	F	G	H	J	K	P	kg
ALV-0620-1	64	60	200	93.0	43	21	68-82	60	0-14	3.0
ALV-0620-1H										3.0
ALV-0620-1W										3.1
ALV-0620-1WH										3.4
ALV-1030-1	76	100	300	140.0	66	39	104-124	100	0-20	9.2
ALV-1030-1H										10.4
ALV-1030-1W										10.8
ALV-1030-1WH										12.5
ALV-1040-1	76	100	400	170.0	66	39	149-179	100	15-45	13.0
ALV-1040-1H										14.3
ALV-1040-1W										14.7
ALV-1040-1WH										16.7
ALV-1550-1	95	150	500	207.5	89	49	175-220	150	35-80	27.9
ALV-1550-1H										28.6
ALV-1550-1W										29.5
ALV-1550-1WH										31.3

Extended Movable Soft Jaw



MODEL NO.	A	B	C	D	E	F	kg
ALV-0620-55	93.0	60	21	3	16	34.0	0.24
ALV-0620-55H			31	13			0.35
ALV-0620-55W	93.0	80	21	3	16	34.0	0.38
ALV-0620-55WH			31	13			0.56
ALV-1030-55	140.0	100	39	14	22	52.0	1.30
ALV-1030-55H			54	29			1.90
ALV-1030-55W	140.0	150	39	14	22	52.0	2.10
ALV-1030-55WH			54	29			2.96
ALV-1040-55	170.0	100	39	14	37	67.0	1.62
ALV-1040-55H			54	29			2.38
ALV-1040-55W	170.0	150	39	14	37	67.0	2.60
ALV-1040-55WH			54	29			3.60
ALV-1550-55	207.5	150	49	19	48	70.5	3.36
ALV-1550-55H			59	29			4.04
ALV-1550-55W	207.5	200	49	19	48	70.5	4.48
ALV-1550-55WH			59	29			5.39