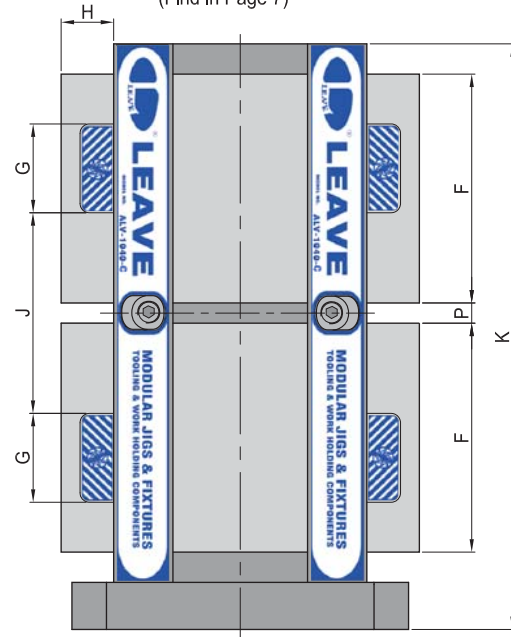
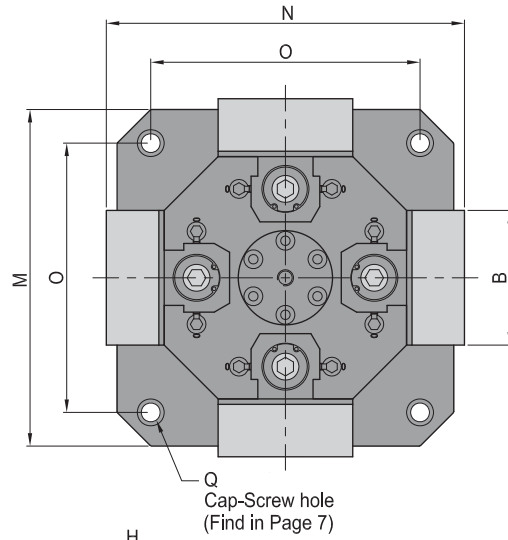



ALV

HIGH STRENGTH ALUMINUM LINE UP VISE

- Material: High strength aluminum A7075 (Hard coat surface)
Tool steel (Hardness: over HRC 55°)
- Application: Ideal for aluminum or irregular shaped work pieces.



- BP
- BPA
- BC
- CP
- SU
- PT
- SVF
- ALV**
- OK-VISE
- OTHER

Column for Technical Data

| MODEL NO. | B | F | G | H | J | K | M | N | O | P | Q | kg |
|----------------|-----|-------|----|----|---------|-----|-----|-----|-----|-------|-----|--------|
| ALV-1030-C-1 | 100 | 140.0 | 66 | 39 | 104-124 | 335 | 250 | 266 | 200 | 0-20 | M12 | 44.40 |
| ALV-1030-C-1H | | | | 54 | | | | 296 | | | | 49.20 |
| ALV-1030-C-1W | 150 | 140.0 | 66 | 39 | 104-124 | 335 | 250 | 266 | 200 | 0-20 | M12 | 50.80 |
| ALV-1030-C-1WH | | | | 54 | | | | 296 | | | | 57.68 |
| ALV-1040-C-1 | 100 | 170.0 | 66 | 39 | 149-179 | 435 | 250 | 266 | 200 | 15-45 | M12 | 55.66 |
| ALV-1040-C-1H | | | | 54 | | | | 296 | | | | 61.74 |
| ALV-1040-C-1W | 150 | 170.0 | 66 | 39 | 149-179 | 435 | 250 | 266 | 200 | 15-45 | M12 | 63.50 |
| ALV-1040-C-1WH | | | | 54 | | | | 296 | | | | 71.50 |
| ALV-1550-C-1 | 150 | 207.0 | 89 | 49 | 175-220 | 545 | 300 | 338 | 250 | 35-80 | M16 | 120.60 |
| ALV-1550-C-1H | | | | 59 | | | | 358 | | | | 123.32 |
| ALV-1550-C-1W | 200 | 207.0 | 89 | 49 | 175-220 | 545 | 300 | 338 | 250 | 35-80 | M16 | 126.84 |
| ALV-1550-C-1WH | | | | 59 | | | | 358 | | | | 134.12 |

*ALL SIZE BASE PLATES ARE AVAILABLE FOR THE ALV VISE.